

# **Amalgamations**

**for piano**

**(2019)**

**By Sophie L. Stone**

**Instrumentation:** piano (not restricted to the keys, e.g. inside piano)






**Duration:** open

**Movements:** performed singularly or in succession after a short pause

**Pitch:**

- A. Any pitch/s
- B. Low note/s
- C. Middle note/s
- D. No sound
- E. High note/s
- F. Very high note/s
- G. Very low note/s

**Dynamics:**

- i. *pp*
- ii.  *p*
- iii.  *p*
- iv. As quiet as possible
- v.  *mp*
- vi.  *pp* *p*
- vii.  *p* *pp*

**Right hand:**

1. Singular notes followed by a silence of the same length (repeat)
2. A single sustained note
3. Sustained dyad
4. Dyads followed by a silence of the same length (repeat)
5. One note followed by a second note, release the first and then the second (repeat)
6. Cluster/s
7. Several notes played in succession

**Left hand:**

- I. A single sustained note
- II. Singular notes followed by a silence of the same length (repeat)
- III. Dyads followed by a silence of the same length (repeat)
- IV. Cluster/s
- V. Sustained dyad
- VI. No sound
- VII. Multiple notes played in any rhythm/order

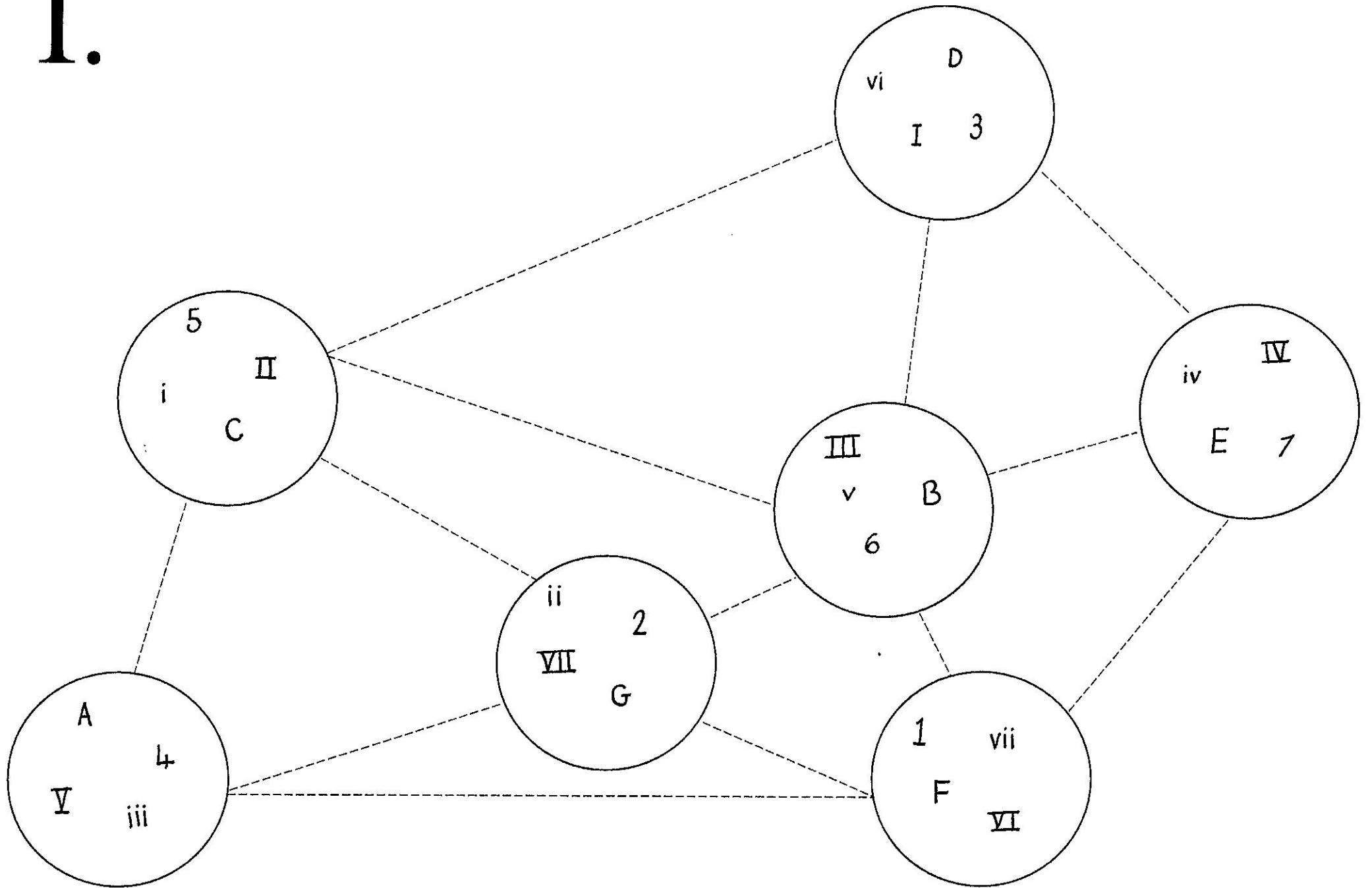
## **Movement I:**

Choose a circle to start. Play all the instructions within this circle (simultaneously or gradually layering each instruction). Choose a path and, for each circle visited, change one or more instructions to fit that circle. Circles may be visited multiple times or not at all. The movement will end somewhere.

## **Movement II:**

Choose an instruction to start and, at random, choose other instructions that will either replace or add to the previous instruction. The performance will remain silent until an instruction for sound is reached. The movement will end somewhere.

# I.



# II.

